

SCP-C100 Scroll Saw Blade Clamp Kit Instructions

Models: Trade Series AT406SS, AT535SS, AT762SS, Excalibur EX16, EX21, EX30, Carbatec CTEX-16CEC/SS-400C, CTEX-21CEC/SS530C, CTEX-30CEC/SS560C

Excelsior 16"/ 21"/ 30" scroll saws, Jet JWSS-22, King scroll saws, Pegas SCP16, SCP21 and SCP30 and Seyco ST-21




Clamping Kit



Step 1



Step 2



Step 3



Step 4




Step 5



Step 6




Step 7



Step 8



Step 9



Step 10



Step 11

Continues Over...




Step 12

Insert bushes



Step 13




Step 14



Step 15




Step 16



Tighten

Step 17



Step 18




Insert bushes

Step 19




Step 20




Tighten

Step 21




Step 22




Fit blade

Step 23



Tension blade

Step 24



Step 25

Axminster Tools, Axminster, Devon EX13 5PH
axminstertools.com

Leaflet Ref: 104766
Date: 22.09.2020