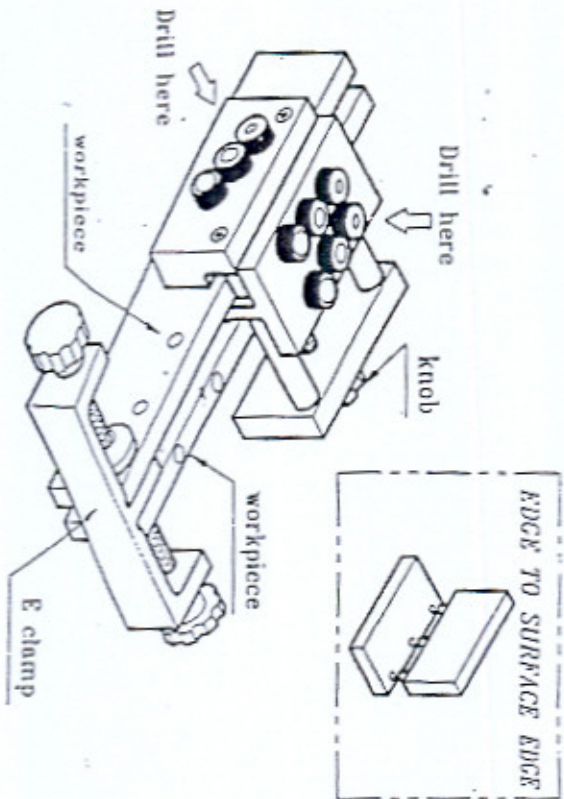
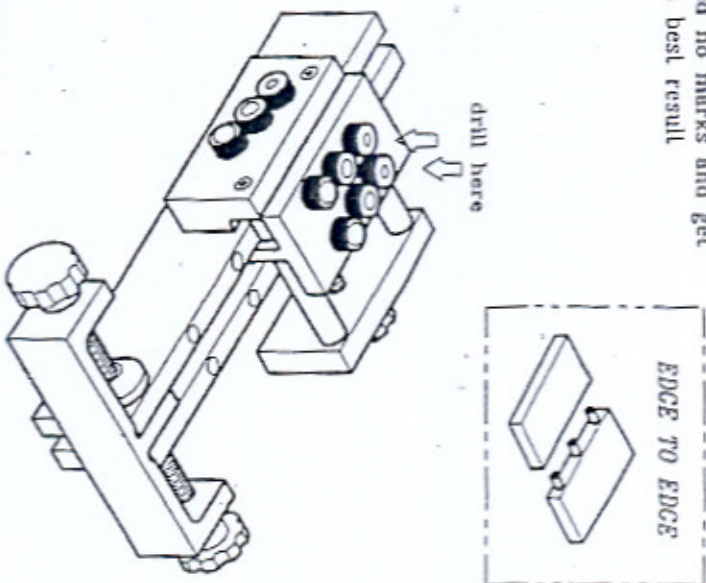


2 IN 1 DOWEL JIG KIT

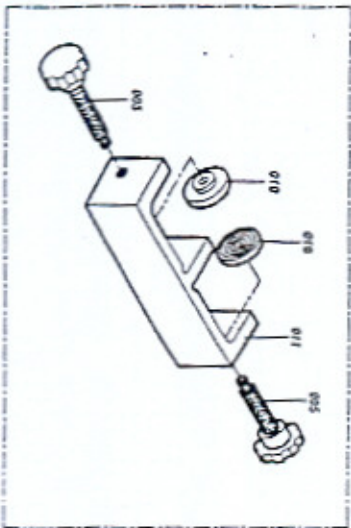
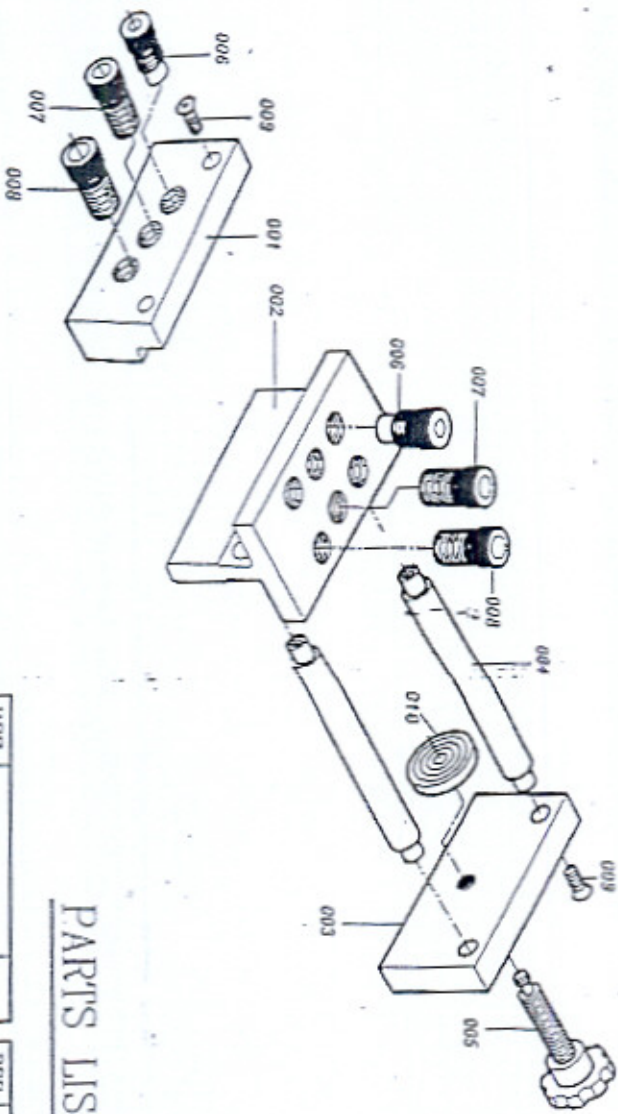


According to the stock thickness, choose the desired drill size, locking the two workpieces by E clamp and put the JIG on position and tighten the knob. Drill hole on each workpiece as shown on figures. Release the knob and slide the JIG to the next position. Repeat the process and don't release the E clamp until all the holes are finished.

MAKE THE DOWEL JOINT BE EASY, PRECISE & PERFECT



- *Steel Hardened Screw in Bushing
- *Drill hole size are: 6mm, 8mm & 10 mm and separately center at 5/8", 3/4", 1" board.
- *Hold up to 1-1/4" stocks
- *Need no marks and get the best result



PARTS LIST

REF. NO	DESCRIPTION	QTY	REF. NO	DESCRIPTION	QTY
001	Left jaw plate	1	007	8mm Bushing	3
002	Centering plate	1	008	10mm Bushing	3
003	Right jaw plate	1	009	Screw M5	4
004	Slide guide rod	2	010	Locking plate	3
005	Locking knob	3	011	E Clamp body	1
006	6mm Bushing	3			