

# SIEG C2 Vertical Slide Assembly

600900

Wind the compound rest to the side to gain access to the two hex bolts. Using a Hex key remove the two bolts and place safely aside (See Fig 1).

Remove the compound rest assembly (See Fig 2)

Fig 1





Fig 2




Lower the C2 vertical slide onto the cross slide. Line up the two holes on the vertical slide (**A**) with the holes on the cross slide (**B**). Using the two hex bolts you removed earlier, secure the vertical slide in position (See figs 3-4).

**Fig 3**



**Fig 4**



**AXMINSTER**<sup>®</sup>  
TOOL CENTRE

[www.axminster.co.uk](http://www.axminster.co.uk)